


**PRE-SCHEME SHAREHOLDING PATTERN (Without PAN)**

1.	Name of Listed Entity:	<b>SEAMEC LIMITED</b>				
2.	Scrip Code/Name of Scrip/Class of Security	<b>Equity Share</b>				
3.	Share Holding Pattern Filed under: Reg. 31(1)(a)/Reg. 31(1)(b)/Reg.31(1)(c)	Reg. 31(1)(b)				
	a.	If under 31(1)(b) then indicate the report for Quarter ending	31-Dec-21			
	b.	If under 31(1)(c) then indicate date of allotment/extinguishment	N.A.			
4.	<b>Declaration:</b> The Listed entity is required to submit the following declaration to the extent of submission of information:					
		<b>Particulars</b>	Yes/ No	Promoter and Promoter Group	Public Shareh olders	Non Promoter Non Public
	1	Whether the Listed Entity has issued any partly paid up shares?	No	No	No	No
	2	Whether the Listed Entity has issued any Convertible Securities?	No	No	No	No
	3	Whether the Listed Entity has issued any Warrants?	No	No	No	No
	4	Whether the Listed Entity has any shares against which depository receipts are issued?	No	No	No	No
	5	Whether the Listed Entity has any shares in locked-in?	No	No	No	No
	6	Whether any shares held by promoters are pledge or otherwise encumbered?	No	No	N.A.	N.A.
	7	Whether Compant has equity shares with differential voting rights?	No	No	No	No
	8	Whether the listed entity has any significant beneficial owner?	No	N.A.	N.A.	N.A.
5.	The tabular format for disclosure of holding of specified securities is as follows:					

For SEAMEC LIMITED



S N MOHANTY  
PRESIDENT

Corporate Affairs, Legal & Company Secretary

Table I - Summary Statement holding of specified securities

Category (I)	Category of shareholder (II)	Nos. of shareholders (III)	No. of fully paid up equity shares held (IV)	No. of Partly paid-up equity shares held (V)	No. of shares underlying Depository Receipts (VI)	Total nos. shares held (VII) = (IV)+(V)+ (VI)	Shareholding as a % of total no. of shares (calculated as per SCRR, 1957) (VIII) As a % of (A+B+C2)	Number of Voting Rights held in each class of securities (IX)			No. of Shares Underlying Outstanding convertible securities (X)	No. of Shares Underlying Outstanding Warrants (Xi)	No. Of Shares Underlying Outstanding convertible securities and No. Of Warrants (Xi) (a)	Shareholding as a % assuming full conversion of convertible securities ( as a percentage of diluted share capital) (XI)= (VII)+(X) As a % of (A+B+C2)	Number of Locked in shares (XII)		Number of Shares pledged or otherwise encumbered (XIII)		Number of equity shares held in dematerialized form (XIV)
								No. Of Voting Rights		Total as a % of (A+B+C)					No. (a)	As a % of total Shares held (b)	No. (a)	As a % of total Shares held (b)	
								Class Equity:	Class eg: Y										
(A)	Promoter & Promoter Group	3	18317101	0	0	18317101	72.04	18317101	0	0	0	72.04	0	0	0	0	0	18317101	
(B)	Public	10913	7107899	0	0	7107899	27.96	7107899	0	0	0	27.96	0	0	0	0	0	6763559	
(C)	Non Promoter-Non Public	0	0	0	0	0	0	0	0	0	0	0	0	0	0	0	0	0	
(C1)	Shares underlying DRs	0	0	0	0	0	0	0	0	0	0	0	0	0	0	0	0	0	
(C2)	Shares held by Employee Trusts	0	0	0	0	0	0	0	0	0	0	0	0	0	0	0	0	0	
	<b>Total</b>	<b>10916</b>	<b>25425000</b>	<b>0</b>	<b>0</b>	<b>25425000</b>	<b>100</b>	<b>25425000</b>		<b>25425000</b>	<b>100</b>	<b>0</b>	<b>0</b>	<b>0</b>	<b>0</b>	<b>0</b>	<b>0</b>	<b>25080660</b>	



Table II- Statement showing shareholding pattern of the Promoter and Promoter Group

Category & Name of the Shareholders (I)	Entity type i.e. promoter OR promoter group entity (except promoter)	No. of shareholders (III)	No. of fully paid up equity shares held (IV)	No. of Partly paid-up equity shares held (V)	No. of shares underlying Depository Receipts (VI)	Total nos. shares held (VII = IV+V+ VI)	Shareholding as a % (calculated as per SCRR, 1957) As a % of (A+B+C2) (VIII)	Number of Voting Rights held in each class of securities (IX)			No. Of Shares Underlying Outstanding convertible securities (X)	No. of Shares Underlying Outstanding Warrants (Xi)	No. Of Shares Underlying Outstanding convertible securities and No. Of Warrants (Xi) (a)	Shareholding, as a % assuming full conversion of convertible securities ( as a percentage of diluted share capital) (XI)= (VII)+(X) As a % of (A+B+C2)	Number of Locked in shares (XII)		Number of Shares pledged or otherwise encumbered (XIII)		Number of equity shares held in dematerialized form (XIV)	
								No. of Voting (XIV) Rights		Total as a % of Total Voting rights					No. (a)	As a % of total Shares held (b)	No. (a)	As a % of total Shares held (b)		
								Class Equity:	Class Y											Total
(1) Indian																				
(a) Individuals/Hindu undivided Family		2	495126	0	0	495126	1.95	495126	0	495126	1.95	0	0	0	1.95	0	0	0	0	495126
	Sanjeev Agrawal	Promoter Group	395476	0	0	395476	1.56	395476	0	395476	1.56	0	0	0	1.56	0	0	0	0	395476
	Deepti Agrawal	Promoter Group	99650	0	0	99650	0.39	99650	0	99650	0.39	0	0	0	0.39	0	0	0	0	99650
(b) Central Government, State Government(s)		0	0	0	0	0	NA	0	0	0	0	0	0	0	0	0	0	0	0	0
(c) Financial Institutions/ Banks		0	0	0	0	0	0	0	0	0	0	0	0	0	0	0	0	0	0	0
(d) Any Other (Body Corporate)		1	17821975	0	0	17821975	70.09626	17821975	0	17821975	70.10	0	0	0	70.10	0	0	0	0	17821975
	HAL Offshore Limited	Promoter	17821975	0	0	17821975	70.10	17821975	0	17821975	70.10	0	0	0	70.10	0	0	0	0	17821975
	Sub-Total (A)(1)	3	18317101	0	0	18317101	72.04	18317101	0	18317101	72.04	0	0	0	72.04	0	0	0	0	18317101
(2) Foreign																				
(a) Individuals (Non-Resident Individuals/ Foreign Individuals)		0	0	0	0	0	0	0	0	0	0	0	0	0	0	0	0	0	0	0
(b) Government		0	0	0	0	0	0	0	0	0	0	0	0	0	0	0	0	0	0	0
(c) Institutions		0	0	0	0	0	0	0	0	0	0	0	0	0	0	0	0	0	0	0
(d) Foreign Portfolio Investor		0	0	0	0	0	0	0	0	0	0	0	0	0	0	0	0	0	0	0
(f) Any Other (specify)		0	0	0	0	0	0	0	0	0	0	0	0	0	0	0	0	0	0	0
	Sub-Total (A)(2)	0	0	0	0	0	0	0	0	0	0	0	0	0	0	0	0	0	0	0
	Total Shareholding of Promoter and Promoter Group (A)-(A)(1)+ (A)(2)	3	18317101	0	0	18317101	72.04	18317101	0	18317101	72.04	0	0	0	72.04	0	0	0	0	18317101

Details of Shares which remain unclaimed may be given here along with details such as number of shareholders, outstanding shares held in demat/unclaimed suspense account, voting rights which are frozen etc

**Note:**

(1) PAN would not be displayed on website of Stock Exchange(s).

(2) The term "Encumbrance" has the same meaning as assigned under regulation 28(3) of SEBI (Substantial Acquisition of Shares and Takeovers) Regulations, 2011





Table III - Statement showing shareholding pattern of the Public shareholder

(I)	Category & Name of the Shareholders	No. of shareholders (III)	No. of fully paid up equity shares held (IV)	No. of Partly paid-up equity shares held (V)	No. of shares underlying Depository Receipts (VI)	Total nos. shares held (VII = IV+V+ VI)	Shareholding as a % (calculated as per SCRR, 1957) As a % of (A+B+C2) (VIII)	Number of Voting Rights held in each class of securities (IX)			No. of Shares Underlying Outstanding convertible securities (including Warrants) (X)	No. of Shares Underlying Outstanding Warrants (Xi)	No. Of Shares Underlying Outstanding convertible securities and No. Of Warrants (Xi) (a)	Shareholding, as a % assuming full conversion of convertible securities ( as a percentage of diluted share capital) (XI)= (VII)+(X) As a % of (A+B+C2)	Number of Locked in shares (XII)		Number of Shares pledged or otherwise encumbered (XIII)		Number of equity shares held in dematerialized form (XIV)	
								No. of Voting Rights							Total as a % of Total Voting rights	No. (a)	As a % of total Shares held (b)	No. ( Not Applicable ) (a)		As a % of total Shares held( Not Applicable ) (b)
								Class Equity:	Class Y	Total										
(1)	Institutions																			
(a)	Mutual Funds	1	4200	0	0	4200	0.02	4200	0	4200	0.02	0	0	4200	0	0	0	0	0	
(b)	Venture Capital Funds	0	0	0	0	0	0	0	0	0	0	0	0	0	0	0	0	0	0	
(c)	Alternate Investment Funds	0	0	0	0	0	0	0	0	0	0	0	0	0	0	0	0	0	0	
(d)	Foreign Venture Capital Investors	0	0	0	0	0	0	0	0	0	0	0	0	0	0	0	0	0	0	
(e)	Foreign Portfolio Investors	15	658129	0	0	658129	2.59	658129	0	658129	2.59	0	0	658129	0	0	0	0	658129	
	NOMURA SINGAPORE LIMITED ODI		626774			626774	2.47	626774		626774	2.47	0	0	626774					626774	
(f)	Financial Institutions/ Banks	3	3674	0	0	3674	0.01	3674	0	3674	0.01	0	0	3674	0	0	0	0	3574	
(g)	Insurance Companies	0	0	0	0	0	0	0	0	0	0	0	0	0	0	0	0	0	0	
(h)	Provident Funds, Pension Funds	0	0	0	0	0	0	0	0	0	0	0	0	0	0	0	0	0	0	
(i)	Any Other (specify)	0	0	0	0	0	0	0	0	0	0	0	0	0	0	0	0	0	0	
	<b>Sub-Total (B)(1)</b>	<b>19</b>	<b>666003</b>	<b>0</b>	<b>0</b>	<b>666003</b>	<b>2.62</b>	<b>666003</b>	<b>0</b>	<b>666003</b>	<b>2.62</b>	<b>0</b>	<b>0</b>	<b>666003</b>	<b>0</b>	<b>0</b>	<b>0</b>	<b>0</b>	<b>661703</b>	
(2)	Central Government/ State Government(s)/ President of India	1	5601	0	0	5601	0.02	5601	0	5601	0.02	0	0	5601	0	0	0	0	5601	
	<b>Sub-Total (B)(2)</b>	<b>1</b>	<b>5601</b>	<b>0</b>	<b>0</b>	<b>5601</b>	<b>0.02</b>	<b>5601</b>	<b>0</b>	<b>5601</b>	<b>0.02</b>	<b>0</b>	<b>0</b>	<b>5601</b>	<b>0</b>	<b>0</b>	<b>0</b>	<b>0</b>	<b>5601</b>	
(3)	Non-Institutions	0	0	0	0	0	0	0	0	0	0	0	0	0	0	0	0	0	0	
(a)	Individuals - i Individual shareholders holding nominal share capital up to Rs 2 lakhs.	10419	2204654	0	0	2204654	8.67	2204654	0	2204654	8.67	0	0	8.67	0	0	0	0	1872014	
	ii Individual shareholders holding nominal share capital in excess of Rs 2 lakhs	24	1716162	0	0	1716162	6.75	1716162	0	1716162	6.75	0	0	6.75	0	0	0	0	1716162	
(b)	NBFC's Registered with RBI	0	0	0	0	0	0	0	0	0	0	0	0	0	0	0	0	0	0	
(c)	Employee Trusts	0	0	0	0	0	0	0	0	0	0	0	0	0	0	0	0	0	0	
(d)	Overseas Depositories (holding DRs) (balancing figure)	0	0	0	0	0	0	0	0	0	0	0	0	0	0	0	0	0	0	



(e)	Any Other (specify)	450	2515479	0	0	2515479	9.89	2515479	0	2515479	9.89	0	0	0	9.89	0	0	0	0	2508079
	D J. FINANCIAL SERVICES LTD		371428	0	0	371428	1.46	371428	0	371428	1.46	0	0	0	1.46	0	0	0	0	371428
	DELFINA SECURITIES PVT LTD		260000	0	0	260000	1.02	260000	0	260000	1.02	0	0	0	1.02	0	0	0	0	260000
	SUNIL KUMAR BHALA HUF		295144	0	0	295144	1.16	295144	0	295144	1.16	0	0	0	1.16	0	0	0	0	295144
	<b>Sub-Total (B)(3)</b>	<b>10893</b>	<b>6436295</b>	<b>0</b>	<b>0</b>	<b>6436295</b>	<b>25.31</b>	<b>6436295</b>	<b>0</b>	<b>6436295</b>	<b>25.31</b>	<b>0</b>	<b>0</b>	<b>0</b>	<b>25.31</b>	<b>0</b>	<b>0</b>	<b>0</b>	<b>0</b>	<b>6096255</b>
	<b>Total Public Shareholding (B)= (B)(1)+(B)(2)+(B)(3)</b>	<b>10913</b>	<b>7107899</b>	<b>0</b>	<b>0</b>	<b>7107899</b>	<b>27.95</b>	<b>7107899</b>		<b>7107899</b>	<b>27.95</b>	<b>0</b>	<b>0</b>	<b>0</b>	<b>27.95</b>	<b>0</b>	<b>0</b>	<b>0</b>	<b>0</b>	<b>6763559</b>

Details of the shareholders acting as persons in Concert including their Shareholding (No. and %)

Details of Shares which remain unclaimed may be given here along with details such as number of shareholders, outstanding shares held in demat unclaimed suspense account, voting rights which are frozen etc.

Note:

(1) PAN would not be displayed on website of Stock Exchange(s).

(2) The above format needs to be disclosed along with the name of following persons: Institutions/Non Institutions holding more than 1% of total number of shares.

(3) Where the information pertaining to Depository Receipts, the same may be disclosed in the respective columns to the extent information available and the balance to be disclosed as held by custodian,



**Table IV-Statement Showing Shareholding Pattern of the Non Promoters -Non Public Shareholder**

	Category & Name of the Shareholders (I)	PAN (II)	No. of shareholders (III)	No. of fully paid up equity shares held (IV)	No. of Partly paid-up equity shares held (V)	No. of shares underlying Depository Receipts (VI)	Total nos. shares held (VII = IV+V+VI)	Shareholding calculated as per SCRR, 1957 As a % of (A+B+C2) (VIII)	Number of Voting Rights held in each class of securities (IX)			No. of Shares Underlying Outstanding convertible securities (including Warrants) (X)	Shareholding, as a % assuming full conversion of convertible securities (as a percentage of diluted share capital) (XI)	Number of Locked in shares (XII)		Number of Shares pledged or otherwise encumbered (XIII)		Number of equity shares held in dematerialized form (XIV)
									No. of Voting Rights		Total as a % of Total Voting rights			No. (a)	As a % of total Shares held	No. (Not applicable)	As a % of total shares held (Not applicable)	
									Class X	Class Y								
(1)	Custodian/DR Holder	N.A.	0	0	0	0	0	0	0	0	0	0	0	0	0	0	0	0
(a)	Name of DR Holder(if available)	N.A.	0	0	0	0	0	0	0	0	0	0	0	0	0	0	0	0
(2)	Employee Benefit Trust (under SEBI (Share based Employee Benefit) Regulations, 2014)	N.A.	0	0	0	0	0	0	0	0	0	0	0	0	0	0	0	0
(a)	Name (abc)	N.A.	0	0	0	0	0	0	0	0	0	0	0	0	0	0	0	0
	Total Non-Promoter- Non Public Shareholding (C) = (C)(1)+(C)(2)	N.A.	0	0	0	0	0	0	0	0	0	0	0	0	0	0	0	0

Note

(1) PAN would not be displayed on website of Stock Exchange(s).

(2) The above format needs to disclose name of all holders holding more than 1% of total number of shares

(3) W.r.t. the information pertaining to Depository Receipts, the same may be disclosed in the respective columns to the extent information available,



**Table V-Statement Showing Details of Significant Beneficial owners**

Sr. No.	Details of Significant Beneficial Owners (I)			Details of Registered Owners (II)			Particulars of Shares in which significant beneficial interest is held by the beneficial owner	Date of creation/ acquisition of significant
	Name	PAN	Nationality	Name	PAN	Nationality		



**POST-SCHEME SHAREHOLDING PATTERN (Without PAN)**

1.	Name of Listed Entity:	<b>SEAMEC LIMITED</b>				
2.	Scrip Code/Name of Scrip/Class of Security	<b>Equity Share</b>				
3.	Share Holding Pattern Filed under: Reg. 31(1)(a)/Reg. 31(1)(b)/Reg.31(1)(c)			Reg. 31(1)(c)		
	a.	If under 31(1)(b) then indicate the report for Quarter ending			N.A.	
	b.	If under 31(1)(c) then indicate date of allotment/extinguishment			Post Scheme Shareholding Pattern	
4.	<b>Declaration:</b> The Listed entity is required to submit the following declaration to the extent of submission of information:					
		<b>Particulars</b>	Yes/ No	Promoter and Promoter Group	Public Shareh olders	Non Promoter Non Public
	1	Whether the Listed Entity has issued any partly paid up shares?	No	No	No	No
	2	Whether the Listed Entity has issued any Convertible Securities?	Yes	Yes	No	No
	3	Whether the Listed Entity has issued any Warrants?	No	No	No	No
	4	Whether the Listed Entity has any shares against which depository receipts are issued?	No	No	No	No
	5	Whether the Listed Entity has any shares in locked-in?	No	No	No	No
	6	Whether any shares held by promoters are pledge or otherwise encumbered?	No	No	N.A.	N.A.
	7	Whether Compant has equity shares with differential voting rights?	No	No	No	No
	8	Whether the listed entity has any significant beneficial owner?	No	N.A.	N.A.	N.A.
5.	The tabular format for disclosure of holding of specified securities is as follows:					

For SEAMEC LIMITED



S N MOHANTY  
PRESIDENT

Corporate Affairs, Legal & Company Secretary



Table 1 - Summary Statement holding of specified securities

Category (I)	Category of shareholder (II)	Nos. of shareholders (III)	No. of fully paid up equity shares held (IV)	No. of Partly paid-up equity shares held (V)	No. of shares underlying Depository Receipts (VI)	Total nos. shares held (VII) = (IV)+(V)+(VI)	Shareholding as a % of total no. of shares (calculated as per SCRR, 1957) (VIII) As a % of (A+B+C2)	Number of Voting Rights held in each class of securities (IX)				No. of Shares Underlying Outstanding convertible securities (X)	No. of Shares Underlying Outstanding Warrants (Xi)	No. Of Shares Underlying Outstanding convertible securities and No. Of Warrants (Xi) (a)	Shareholding, as a % assuming full conversion of convertible securities ( as a percentage of diluted share capital) (XI)= (VII)+(X) As a % of (A+B+C2)	Number of Locked in shares (XII)		Number of Shares pledged or otherwise encumbered (XIII)		Number of equity shares held in dematerialized form (XIV)
								No. Of Voting Rights			Total as a % of (A+B+C)					No. (a)	As a % of total Shares held (b)	No. (a)	As a % of total Shares held (b)	
								Class Equity:	Class eg: Y	Total										
(A)	Promoter & Promoter Group	20	21317142	0	0	21317142	74.99	21317142	0	21317142	74.99	5021388	0	5021388	78.75	0	0	0	0	21317142
(B)	Public	10913	7107899	0	0	7107899	25.01	7107899	0	7107899	25.01	0	0	0	21.25	0	0	0	0	7107899
(C)	Non Promoter-Non Public	0	0	0	0	0	0	0	0	0	0	0	0	0	0	0	0	0	0	0
(C1)	Shares underlying DRs	0	0	0	0	0	0	0	0	0	0	0	0	0	0	0	0	0	0	0
(C2)	Shares held by Employee Trusts	0	0	0	0	0	0	0	0	0	0	0	0	0	0	0	0	0	0	0
	<b>Total</b>	<b>10933</b>	<b>28425041</b>	<b>0</b>	<b>0</b>	<b>28425041</b>	<b>100</b>	<b>28425041</b>		<b>28425041</b>	<b>100</b>	<b>5021388</b>	<b>0</b>	<b>5021388</b>	<b>100</b>	<b>0</b>	<b>0</b>	<b>0</b>	<b>0</b>	<b>28425041</b>



Table II- Statement showing shareholding pattern of the Promoter and Promoter Group

Category & Name of the Shareholders (I)	Entity type i.e. promoter OR promoter group entity (except promoter)	No. of shareholders (III)	No. of fully paid up equity shares held (IV)	No. of Partly paid-up equity shares held (V)	No. of shares underlying Depository Receipts (VI)	Total nos. shares held (VII = IV+V+ VI)	Shareholding as a % (calculated as per SCRR, 1957) As a % of (A+B+C2) (VIII)	Number of Voting Rights held in each class of securities (IX)			No. Of Shares Underlying Outstanding convertible securities (X)	No. of Shares Underlying Outstanding Warrants (Xi)	No. Of Shares Underlying Outstanding convertible securities and No. Of Warrants (Xi) (a)	Shareholding, as a % assuming full conversion of convertible securities ( as a percentage of diluted share capital) (XI)= (VII)+(X) As a % of (A+B+C2)	Number of Locked in shares (XII)		Number of Shares pledged or otherwise encumbered (XIII)		Number of equity shares held in dematerialized form (XIV)		
								No. of Voting (XIV) Rights							Total as a % of Total Voting rights	No. (a)	As a % of total Shares held (b)	No. (a)		As a % of total Shares held (b)	
								Class Equity:	Class Y	Total											
(I)	Indian																				
(a)	Individuals/Hindu undivided Family		4	1713846	0	0	1713846	6.03	1713846	0	1713846	6.03	2039861	0	2039861	11.22	0	0	0	0	1713846
	Sanjeev Agrawal	Promoter Group		885776	0	0	885776	3.12	885776	0	885776	3.12	820652	0	820652	5.10	0	0	0	0	885776
	Dcepti Agrawal	Promoter Group		179523	0	0	179523	0.63	179523	0	179523	0.63	133690	0	133690	0.94	0	0	0	0	179523
	Mr Anant Agrawal	Promoter Group		160957	0	0	160957	0.57	160957	0	160957	0.57	269405	0	269405	1.29	0	0	0	0	160957
	Sanjeev Agarwal HUF	Promoter Group		487590	0	0	487590	1.72	487590	0	487590	1.72	816114	0	816114	3.90	0	0	0	0	487590
(b)	Central Government/ State Government(s)		0	0	0	0	0	NA	0	0	0	0	0	0	0	0.00	0	0	0	0	0
(c)	Financial Institutions/ Banks		0	0	0	0	0	0	0	0	0	0	0	0	0	0.00	0	0	0	0	0
(d)	Any Other (Body Corporate)		16	19603296	0	0	19603296	68.96	19603296	0	19603296	68.9648821	2981527	0	2981527	67.53	0	0	0	0	17821975
	HAL Offshore Limited	Promoter		17821975	0	0	17821975	62.70	17821975		17821975	62.70	0	0	0	53.29	0	0	0	0	17821975
	Fortune Industries Resources Limited	Promoter Group		45584	0	0	45584	0.16	45584		45584	0.16	76298	0	76298	0.36	0	0	0	0	0
	Saptrishi Finance Private Limited	Promoter Group		142778	0	0	142778	0.50	142778		142778	0.50	238978	0	238978	1.14	0	0	0	0	0
	Rinkpi Finance and Consultants Private Limited	Promoter Group		7060	0	0	7060	0.02	7060		7060	0.02	11816	0	11816	0.06	0	0	0	0	0
	SE Finvest Private Limited	Promoter Group		507995	0	0	507995	1.79	507995		507995	1.79	850269	0	850269	4.06	0	0	0	0	0
	RPL Capital Finance Limited	Promoter Group		3026	0	0	3026	0.01	3026		3026	0.01	5064	0	5064	0.02	0	0	0	0	0
	Melbrass Plassim India Limited	Promoter Group		218195	0	0	218195	0.77	218195		218195	0.77	365209	0	365209	1.74	0	0	0	0	0
	Moon Beverages Limited	Promoter Group		334669	0	0	334669	1.18	334669		334669	1.18	560160	0	560160	2.68	0	0	0	0	0
	GCB Overseas Private Limited	Promoter Group		56476	0	0	56476	0.20	56476		56476	0.20	94528	0	94528	0.45	0	0	0	0	0
	Empire Fincap Private Limited	Promoter Group		185790	0	0	185790	0.65	185790		185790	0.65	310970	0	310970	1.49	0	0	0	0	0



	Horizon Infra Realtors Private Limited	Promoter Group		44979	0	0	44979	0.16	44979		44979	0.16	75285	0	75285	0.36	0	0	0	0	0
	Jasgold Offshore Services Private Limited	Promoter Group		9077	0	0	9077	0.03	9077		9077	0.03	15192	0	15192	0.07	0	0	0	0	0
	Hindustan Aqua Private Limited	Promoter Group		142831	0	0	142831	0.50	142831		142831	0.50	239067	0	239067	1.14	0	0	0	0	0
	KOA Investment Limited	Promoter Group		14496	0	0	14496	0.05	14496		14496	0.05	24263	0	24263	0.12	0	0	0	0	0
	Castle Rocks Advisors Private Limited	Promoter Group		31679	0	0	31679	0.11	31679		31679	0.11	53023	0	53023	0.25	0	0	0	0	0
	K2 Infosolutions Private Limited	Promoter Group		36686	0	0	36686	0.13	36686		36686	0.13	61405	0	61405	0.29	0	0	0	0	0
	Sub-Total (A)(1)			<b>20</b>	<b>21317142</b>	<b>0</b>	<b>21317142</b>	<b>74.99</b>	<b>21317142</b>	<b>0</b>	<b>21317142</b>	<b>74.99</b>	<b>5021388</b>	<b>0</b>	<b>5021388</b>	<b>78.75</b>	<b>0</b>	<b>0</b>	<b>0</b>	<b>0</b>	<b>19535821</b>
(2)	Foreign																				
(a)	Individuals (Non-Resident Individuals/ Foreign Individuals)			0	0	0	0	0	0	0	0	0	0	0	0	0	0	0	0	0	0
(b)	Government			0	0	0	0	0	0	0	0	0	0	0	0	0	0	0	0	0	0
(c)	Institutions			0	0	0	0	0	0	0	0	0	0	0	0	0	0	0	0	0	0
(d)	Foreign Portfolio Investor			0	0	0	0	0	0	0	0	0	0	0	0	0	0	0	0	0	0
(f)	Any Other (specify)			0	0	0	0	0	0	0	0	0	0	0	0	0	0	0	0	0	0
	Sub-Total (A)(2)			0	0	0	0	0	0	0	0	0	0	0	0	0	0	0	0	0	0
	Total Shareholding of Promoter and Promoter Group (A) - (A)(1) + (A)(2)			<b>3</b>	<b>21317142</b>	<b>0</b>	<b>21317142</b>	<b>74.99</b>	<b>21317142</b>	<b>0</b>	<b>21317142</b>	<b>74.99</b>	<b>5021388</b>	<b>0.00</b>	<b>5021388</b>	<b>78.75</b>	<b>0.00</b>	<b>0.00</b>	<b>0.00</b>	<b>0.00</b>	<b>19535821</b>

Details of Shares which remain unclaimed may be given here along with details such as number of shareholders, outstanding shares held in demat/unclaimed suspense account, voting rights which are frozen etc.

**Note:**

(1) PAN would not be displayed on website of Stock Exchange(s)

(2) The term "Encumbrance" has the same meaning as assigned under regulation 28(3) of SEBI (Substantial Acquisition of Shares and Takeovers) Regulations, 2011



Table III - Statement showing shareholding pattern of the Public shareholder

Category & Name of the Shareholders (I)	No. of shareholders (III)	No. of fully paid up equity shares held (IV)	No. of Partly paid-up equity shares held (V)	No. of shares underlying Depository Receipts (VI)	Total nos. shares held (VII = IV+V+ VI)	Shareholding as a % (calculated as per SCRR, 1957) As a % of (A+B+C2) (VIII)	Number of Voting Rights held in each class of securities (IX)			No. of Shares Underlying Outstanding convertible securities (including Warrants) (X)	No. of Shares Underlying Outstanding Warrants (Xi)	No. Of Shares Underlying Outstanding convertible securities and No. Of Warrants (Xi) (a)	Shareholding, as a % assuming full conversion of convertible securities (as a percentage of diluted share capital) (XI)= (VII)+(X) As a % of (A+B+C2)	Number of Locked in shares (XII)		Number of Shares pledged or otherwise encumbered (XIII)		Number of equity shares held in dematerialized form (XIV)	
							No. of Voting Rights							Total as a % of Total Voting rights	No. (a)	As a % of total Shares held (b)	No. ( Not Applicable ) (a)		As a % of total Shares held( Not Applicable ) (b)
							Class Equity:	Class Y	Total										
(1) Institutions																			
(a) Mutual Funds	1	4200	0	0	4200	0.01	4200	0	4200	0.01	0	0	0.01	0	0	0	0	0	0
(b) Venture Capital Funds	0	0	0	0	0	0.00	0	0	0	0.00	0	0	0.00	0	0	0	0	0	0
(c) Alternate Investment Funds	0	0	0	0	0	0.00	0	0	0	0.00	0	0	0.00	0	0	0	0	0	0
(d) Foreign Venture Capital Investors	0	0	0	0	0	0.00	0	0	0	0.00	0	0	0.00	0	0	0	0	0	0
(e) Foreign Portfolio Investors	15	658129	0	0	658129	2.32	658129	0	658129	2.32	0	0	1.97	0	0	0	0	0	658129
		626774			626774	2.21	626774		626774	2.21	0	0	1.87						626774
(f) Financial Institutions/ Banks	3	3674	0	0	3674	0.01	3674	0	3674	0.01	0	0	0.01	0	0	0	0	0	3574
(g) Insurance Companies	0	0	0	0	0	0.00	0	0	0	0.00	0	0	0.00	0	0	0	0	0	0
(h) Provident Funds/ Pension Funds	0	0	0	0	0	0.00	0	0	0	0.00	0	0	0.00	0	0	0	0	0	0
(i) Any Other (specify)	0	0	0	0	0	0.00	0	0	0	0.00	0	0	0.00	0	0	0	0	0	0
	<b>19</b>	<b>666003</b>	<b>0</b>	<b>0</b>	<b>666003</b>	<b>2.34</b>	<b>666003</b>	<b>0</b>	<b>666003</b>	<b>2.34</b>	<b>0</b>	<b>0</b>	<b>1.99</b>	<b>0</b>	<b>0</b>	<b>0</b>	<b>0</b>	<b>0</b>	<b>661703</b>
(2) Central Government/ State Government(s)/ President of India	1	5601	0	0	5601	0.02	5601	0	5601	0.02	0	0	0.02	0	0	0	0	0	5601
	<b>1</b>	<b>5601</b>	<b>0</b>	<b>0</b>	<b>5601</b>	<b>0.019704</b>	<b>5601</b>	<b>0</b>	<b>5601</b>	<b>0.02</b>	<b>0</b>	<b>0</b>	<b>0.02</b>	<b>0</b>	<b>0</b>	<b>0</b>	<b>0</b>	<b>0</b>	<b>5601</b>
(3) Non-Institutions	0	0	0	0	0	0.00	0	0	0	0.00	0	0	0.00	0	0	0	0	0	0
(a) Individuals - i Individual shareholders holding nominal share capital up to Rs 2 lakhs	10419	2204654	0	0	2204654	7.76	2204654	0	2204654	7.76	0	0	6.59	0	0	0	0	0	1872014
	24	1716162	0	0	1716162	6.04	1716162	0	1716162	6.04	0	0	5.13	0	0	0	0	0	1716162
(b) NBFCs Registered with RBI	0	0	0	0	0	0	0	0	0	0.00	0	0	0.00	0	0	0	0	0	0
(c) Employee Trusts	0	0	0	0	0	0	0	0	0	0.00	0	0	0.00	0	0	0	0	0	0
(d) Overseas Depositories (holding DRs) (balancing figure)	0	0	0	0	0	0	0	0	0	0.00	0	0	0.00	0	0	0	0	0	0



(e)	Any Other (specify)	450	2515479	0	0	2515479	8.85	2515479	0	2515479	8.85	0	0	0	7.52	0	0	0	0	2508079
	O. J FINANCIAL SERVICES LTD		371428	0	0	371428	1.31	371428	0	371428	1.31	0	0	0	1.11	0	0	0	0	371428
	DELFINA SECURITIES PVT LTD		260000	0	0	260000	0.91	260000	0	260000	0.91	0	0	0	0.78	0	0	0	0	260000
	SUNIL KUMAR BHALA HUF		295144	0	0	295144	1.04	295144	0	295144	1.04	0	0	0	0.88	0	0	0	0	295144
	<b>Sub-Total (B)(3)</b>	<b>10893</b>	<b>6436295</b>	<b>0</b>	<b>0</b>	<b>6436295</b>	<b>22.64305</b>	<b>6436295</b>	<b>0</b>	<b>6436295</b>	<b>22.64</b>	<b>0</b>	<b>0</b>	<b>0</b>	<b>19.24</b>	<b>0</b>	<b>0</b>	<b>0</b>	<b>0</b>	<b>6096255</b>
	<b>Total Public Shareholding (B)= (B)(1)+(B)(2)+(B)(3)</b>	<b>10913</b>	<b>7107899</b>	<b>0</b>	<b>0</b>	<b>7107899</b>	<b>25.00577</b>	<b>7107899</b>	<b>0</b>	<b>7107899</b>	<b>25.01</b>	<b>0</b>	<b>0</b>	<b>0</b>	<b>21.25</b>	<b>0</b>	<b>0</b>	<b>0</b>	<b>0</b>	<b>6763559</b>

Details of the shareholders acting as persons in Concert including their Shareholding (No. and %).

Details of Shares which remain unclaimed may be given here along with details such as number of shareholders, outstanding shares held in demat unclaimed suspense account, voting rights which are frozen etc.

Note:

(1) PAN would not be displayed on website of Stock Exchange(s)

(2) The above format needs to be disclosed along with the name of following persons:

Institutions/Non Institutions holding more than 1% of total number of shares

(3) With the information pertaining to Depository Receipts, the same may be disclosed in the respective columns to the extent information available and the balance to be disclosed as held by custodian.



**Table IV-Statement Showing Shareholding Pattern of the Non Promoters -Non Public Shareholder**

Category & Name of the Shareholders (I)	PAN (II)	No. of shareholders (III)	No. of fully paid up equity shares held (IV)	No. of Partly paid-up equity shares held (V)	No. of shares underlying Depository Receipts (VI)	Total nos. shares held (VII = IV+V+VI)	Shareholding calculated as per SCRR, 1957 As a % of (A+B+C2) (VIII)	Number of Voting Rights held in each class of securities (IX)				No. of Shares Underlying Outstanding convertible securities (including Warrants) (X)	Shareholding, as a % assuming full conversion of convertible securities (as a percentage of diluted share capital) (XI)	Number of Locked in shares (XII)		Number of Shares pledged or otherwise encumbered (XIII)		Number of equity shares held in dematerialized form (XIV)
								No. of Voting Rights			Total as a % of Total Voting rights			No. (a)	As a % of total Shares held	No. (Not applicable)	As a % of total shares held (Not applicable)	
								Class X	Class Y	Total								
(1) Custodian/DR Holder	N.A.	0	0	0	0	0	0	0	0	0	0	0	0	0	0	0	0	0
(a) Name of DR Holder(if available)	N.A.	0	0	0	0	0	0	0	0	0	0	0	0	0	0	0	0	0
(2) Employee Benefit Trust (under SEBI (Share based Employee Benefit) Regulations, 2014)	N.A.	0	0	0	0	0	0	0	0	0	0	0	0	0	0	0	0	0
(a) Name (abc)																	NA	
Total Non-Promoter- Non Public Shareholding (C)= (C)(1)+(C)(2)	N.A.	0	0	0	0	0	0	0	0	0	0	0	0	0	0	0	NA	0

Note

(1) PAN would not be displayed on website of Stock Exchange(s).

(2) The above format needs to disclose name of all holders holding more than 1% of total number of shares

(3) W r t the information pertaining to Depository Receipts, the same may be disclosed in the respective columns to the extent information available.



**Table V-Statement Showing Details of Significant Beneficial owners**

Sr. No.	Details of Significant Beneficial Owners (I)			Details of Registered Owners (II)			Particulars of Shares in which significant beneficial interest is held by the beneficial owner	Date of creation/ acquisition of significant
	Name	PAN	Nationality	Name	PAN	Nationality		



**PRE-SCHEME SHAREHOLDING PATTERN (Without PAN)**

1.	Name of Listed Entity:	<b>HAL OFFSHORE LIMITED</b>				
2.	Scrip Code/Name of Scrip/Class of Security	<b>Equity Share</b>				
3.	Share Holding Pattern Filed under: Reg. 31(1)(a)/Reg. 31(1)(b)/Reg.31(1)(c)	Reg. 31(1)(b)				
	a.	If under 31(1)(b) then indicate the report for Quarter ending	<b>31-Dec-21</b>			
	b.	If under 31(1)(c) then indicate date of allotment/extinguishment	N.A.			
4.	<b>Declaration:</b> The Listed entity is required to submit the following declaration to the extent of submission of information:-					
		<b>Particulars</b>	<b>Yes/ No</b>	<b>Promoter and Promoter Group</b>	<b>Public Shareholders</b>	<b>Non Promoter Non Public</b>
	1	Whether the Listed Entity has issued any partly paid up shares?	No	No	No	No
	2	Whether the Listed Entity has issued any Convertible Securities?	No	No	No	No
	3	Whether the Listed Entity has issued any Warrants?	No	No	No	No
	4	Whether the Listed Entity has any shares against which depository receipts are issued?	No	No	No	No
	5	Whether the Listed Entity has any shares in locked-in?	No	No	No	No
	6	Whether any shares held by promoters are pledge or otherwise encumbered?	No	No	N.A.	N.A.
	7	Whether Compant has equity shares with differential voting rights?	No	No	No	No
	8	Whether the listed entity has any significant beneficial owner?	No	N.A.	N.A.	N.A.
5.	The tabular format for disclosure of holding of specified securities is as follows:					

For HAL OFFSHORE LIMITED

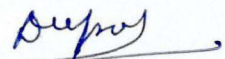
  
Company Secretary



Table I - Summary Statement holding of specified securities

Category (I)	Category of shareholder (II)	Nos. of Shareholders (III)	No. of fully paid up equity shares held (IV)	No. of Partly paid-up equity shares held (V)	No. of shares underlying Depository Receipts (VI)	Total nos. shares held (VII) = (IV)+(V)+(VI)	Shareholding as a % of total no. of shares (calculated as per SCRR, 1957) (VIII) As a % of (A+B+C2)	Number of Voting Rights held in each class of securities (IX)			No. of Shares Underlying Outstanding (X)	No. of Shares underlying outstanding warrants (XI)	No. of Shares Underlying Outstanding convertible securities and No. of Warrants (XI)(a)	Shareholding as a % assuming full conversion of convertible securities ( as a percentage of diluted share capital) (XI)= (VII)+(X) As a % of (A+B+C2)	Number of Locked in shares (XII)		Number of Shares pledged or otherwise encumbered (XIII)		Number of equity shares held in dematerialized form (XIV)	
								No. Of Voting Rights							Total as a % of (A+B+C)	No. (a)	As a % of total Shares held (b)	No. (a)		As a % of total Shares held (b)
								Class Equity:	Class eg: Y	Total										
(A)	Promoter & Promoter Group	19	14873780	0	0	14873780	100.00	14873780	0	0	0	100.00	0	0	0	0	0			
(B)	Public	0	0	0	0	0	0.00	0	0	0	0	0.00	0	0	0	0	0			
(C)	Non Promoter Non Public	0	0	0	0	0	0.00	0	0	0	0	0.00	0	0	0	0	0			
(C1)	Shares underlying DRs	0	0	0	0	0	NA	0	0	0	0	0.00	0	0	0	0	0			
(C2)	Shares held by Employee Trusts	0	0	0	0	0	0.00	0	0	0	0	0.00	0	0	0	0	0			
	Total	19	14873780	0	0	14873780	100	14873780	0	0	0	100	0	0	0	0	0			

For HAL OFFSHORE LIMITED

  
Company Secretary

Table II- Statement showing shareholding pattern of the Promoter and Promoter Group

Category & Name of the Shareholders (I)	Entity type i.e. promoter OR promoter group entity (except promoter) (II)	No. of shareholders (III)	No. of fully paid up equity shares held (IV)	No. of Partly paid-up equity shares held (V)	No. of shares underlying Depository Receipts (VI)	Total no. shares held (VII) = IV+V+VI	Shareholding as a % (calculated as per SCRR, 1957) As a % of (A+B+C) (VIII)	Number of Voting Rights held in each class of securities (IX)			No. of Shares Underlying Outstanding convertible securities (X)	No. of Shares Underlying Outstanding Warrants (XI)	No. of Shares Underlying Outstanding convertible securities and No. of Warrants (XI)(a)	Shareholding as a % assuming full conversion of convertible securities (as a percentage of diluted share capital) (XII) = (VII)+(X) As a % of (A+B+C2)	Number of Locked in shares (XII)		Number of Shares pledged or otherwise encumbered (XIII)		Number of equity shares held in dematerialized form (XIV)			
								Class Equity	Class Y	Total					No. (a)	As a % of total Shares held (b)	No. (a)	As a % of total Shares held (b)				
																				No. of Voting Rights		
																				Total as a % of Total Voting rights		
(1) Indian																						
(a) Individuals/Hindu undivided Family		4	6042240	0	0	6042240	40.62	6042240	0	0	40.62	0	0	0	0	0	0	0	0			
Mr. Sanjeev Agrawal	Promoter		2430840	0	0	2430840	16.34	2430840	0	2430840	16.34	0	0	0	0	0	0	0	0			
Mr. Anant Agrawal	Promoter		798000	0	0	798000	5.37	798000	0	798000	5.37	0	0	0	0	0	0	0	0			
Mrs. Deepthi Agrawal	Promoter		396000	0	0	396000	2.66	396000	0	396000	2.66	0	0	0	0	0	0	0	0			
Sanjeev Agarwal HUF	Promoter		2417400	0	0	2417400	16.25	2417400	0	2417400	16.25	0	0	0	0	0	0	0	0			
(b) Central Government/ State Government(s)		0	0	0	0	0	NA	0	0	0	0	0	0	0	0	0	0	0	0			
(c) Financial Institutions/ Banks		0	0	0	0	0	0	0	0	0	0	0	0	0	0	0	0	0	0			
(d) Any Other - BODY CORPORATE		15	8,831,540	0	0	8,831,540	59.38	8,831,540	0	8,831,540	59.38	0	0	0	0	0	0	0	0			
Fortune Industries Resources Limited	Promoter Group entity		226,000	0	0	226,000	1.52	226,000	0	226,000	1.52	0	0	0	0	0	0	0	0			
Saptishi Finance Private Limited	Promoter Group entity		707,874	0	0	707,874	4.76	707,874	0	707,874	4.76	0	0	0	0	0	0	0	0			
Rinkpi Finance and Consultants Private Limited	Promoter Group entity		35,000	0	0	35,000	0.24	35,000	0	35,000	0.24	0	0	0	0	0	0	0	0			
SE Finvest Private Limited	Promoter Group entity		2,518,570	0	0	2,518,570	16.93	2,518,570	0	2,518,570	16.93	0	0	0	0	0	0	0	0			
RPL Capital Finance Limited	Promoter Group entity		15,000	0	0	15,000	0.10	15,000	0	15,000	0.10	0	0	0	0	0	0	0	0			
Methras Plasm India Limited	Promoter Group entity		1,081,780	0	0	1,081,780	7.27	1,081,780	0	1,081,780	7.27	0	0	0	0	0	0	0	0			
Moon Beverages Limited	Promoter Group entity		1,659,242	0	0	1,659,242	11.16	1,659,242	0	1,659,242	11.16	0	0	0	0	0	0	0	0			
GCB Overseas Private Limited	Promoter Group entity		280,000	0	0	280,000	1.88	280,000	0	280,000	1.88	0	0	0	0	0	0	0	0			
Empire Fmcap Private Limited	Promoter Group entity		921,120	0	0	921,120	6.19	921,120	0	921,120	6.19	0	0	0	0	0	0	0	0			
Horizon Infra Realtors Private Limited	Promoter Group entity		223,000	0	0	223,000	1.50	223,000	0	223,000	1.50	0	0	0	0	0	0	0	0			
Jasgold Offshore Services Private Limited	Promoter Group entity		45,000	0	0	45,000	0.30	45,000	0	45,000	0.30	0	0	0	0	0	0	0	0			
Hindustan Aqua Private Limited	Promoter Group entity		708,138	0	0	708,138	4.76	708,138	0	708,138	4.76	0	0	0	0	0	0	0	0			
KOA Investment Limited	Promoter Group entity		71,870	0	0	71,870	0.48	71,870	0	71,870	0.48	0	0	0	0	0	0	0	0			
Castle Rocks Advisors Private Limited	Promoter Group entity		157,060	0	0	157,060	1.06	157,060	0	157,060	1.06	0	0	0	0	0	0	0	0			
K2 Infosolutions Private Limited	Promoter Group entity		181,886	0	0	181,886	1.22	181,886	0	181,886	1.22	0	0	0	0	0	0	0	0			
Sub-Total (A)(1)		19	14,873,788	0	0	14,873,788	100.00	14,873,788	0	14,873,788	100.00	0	0	0	0	0	0	0	0			
(2) Foreign																						
(a) Individuals (Non-Resident Individuals/ Foreign Individuals)		0	0	0	0	0	0	0	0	0	0	0	0	0	0	0	0	0	0			
(b) Government		0	0	0	0	0	0	0	0	0	0	0	0	0	0	0	0	0	0			
(c) Institutions		0	0	0	0	0	0	0	0	0	0	0	0	0	0	0	0	0	0			
(d) Foreign Portfolio Investor		0	0	0	0	0	0	0	0	0	0	0	0	0	0	0	0	0	0			
(f) Any Other (specify)		0	0	0	0	0	0	0	0	0	0	0	0	0	0	0	0	0	0			
Sub-Total (A)(2)		0	0	0	0	0	0	0	0	0	0	0	0	0	0	0	0	0	0			
Total Shareholding of Promoter and Promoter Group (A) = (A)(1) + (A)(2)		19	14,873,788	0	0	14,873,788	100.00	14,873,788	0	14,873,788	100.00	0	0	0	0	0	0	0	0			

Details of Shares which remain unclaimed may be given here along with details such as number of shareholders, outstanding shares held in demat/unclaimed suspense account, voting rights which are frozen etc

Note:

(1) PAN would not be displayed on website of Stock Exchange(s)

(2) The term "Encumbrance" has the same meaning as assigned under regulation 28(3) of SEBI (Substantial Acquisition of Shares and Takeovers) Regulations, 2011

For HAL OFFSHORE LIMITED

Deepthi  
Company Secretary



Table IV - Statement Showing Shareholding Pattern of the Non Promoters - Non Public Shareholder

Category & Name of the Shareholders (I)	PAN (II)	No. of shareholders (III)	No. of fully paid up equity shares held (IV)	No. of Partly paid-up equity shares held (V)	No. of shares underlying Depository Receipts (VI)	Total nos. shares held (VII = IV+V+VI)	Shareholding as per SCRR, 1957 As a % of (A+B+C2) (VIII)	Number of Voting Rights held in each class of securities (IX)			No. of Shares Underlying Outstanding convertible (X)	No. of Shares Underlying Outstanding Warrants (Xi)	No. of Shares Underlying Outstanding convertible securities and Warrants (Xi) (a)	Shareholding as a % assuming full conversion of convertible securities (as a percentage of diluted share capital) (XI)	Number of Locked in shares (XII)		Number of Shares pledged or otherwise encumbered (XIII)		Number of equity shares held in dematerialized form (XIV)	
								No. of Voting Rights		Total as a % of Total Voting rights					No. (a)	As a % of total Shares held	No. (Not applicable)	As a % of total shares held (Not applicable)		
								Class X	Class Y											Total
(1) Custodian DR Holder	N.A	0	0	0	0	0	0	0	0	0	0	0	0	0	0	0	0	0	0	
(a) Name of DR Holder (if available)	N.A	0	0	0	0	0	0	0	0	0	0	0	0	0	0	0	0	0	0	0
(2) Employee Benefit Trust (under SEBI (Share based Employee Benefit) Regulations, 2014)	N.A	0	0	0	0	0	0	0	0	0	0	0	0	0	0	0	0	0	0	0
(a) Name / abc																				
Total Non-Promoter- Non Public Shareholding (C) (C(1)-(C(2))	N.A	0	0	0	0	0	0	0	0	0	0	0	0	0	0	0	0	0	0	0

Note

(1) PAN would not be displayed on website of Stock Exchanges.

(2) The above format needs to disclose name of all holders holding more than 1% of total number of shares

(3) W.r.t. the information pertaining to Depository Receipts, the same may be disclosed in the respective columns to the extent information available.

For HAL OFFSHORE LIMITED

  
Company Secretary

Table V-Statement Showing Details of Significant Beneficial owners

Sr. No.	Details of Significant Beneficial Owners (I)			Details of Registered Owners (II)			Particulars of Shares in which significant beneficial interest is held by the beneficial owner (III)	Date of creation/ acquisition of significant
	Name	PAN	Nationality	Name	PAN	Nationality		

For HAL OFFSHORE LIMITED

  
Company Secretary

**POST-SCHEME SHAREHOLDING PATTERN (Without PAN)**

1.	Name of Listed Entity:	<b>HAL OFFSHORE LIMITED</b>				
2.	Scrip Code/Name of Scrip/Class of Security	<b>Equity Share</b>				
3.	Share Holding Pattern Filed under: Reg. 31(1)(a)/Reg. 31(1)(b)/Reg.31(1)(c)	Reg. 31(1)(c)				
	a.	If under 31(1)(b) then indicate the report for Quarter ending	N.A.			
	b.	If under 31(1)(c) then indicate date of allotment/extinguishment	Post Scheme Shareholding Pattern			
4.	<b>Declaration:</b> The Listed entity is required to submit the following declaration to the extent of submission of information:-					
		<b>Particulars</b>	Yes/ No	Promoter and Promoter Group	Public Shareholders	Non Promoter Non Public
	1	Whether the Listed Entity has issued any partly paid up shares?	No	No	No	No
	2	Whether the Listed Entity has issued any Convertible Securities?	No	No	No	No
	3	Whether the Listed Entity has issued any Warrants?	No	No	No	No
	4	Whether the Listed Entity has any shares against which depository receipts are issued?	No	No	No	No
	5	Whether the Listed Entity has any shares in locked-in?	No	No	No	No
	6	Whether any shares held by promoters are pledge or otherwise encumbered?	No	No	N.A.	N.A.
	7	Whether Compant has equity shares with differential voting rights?	No	No	No	No
	8	Whether the listed entity has any significant beneficial owner?	No	N.A.	N.A.	N.A.
5.	The tabular format for disclosure of holding of specified securities is as follows:					

For HAL OFFSHORE LIMITED

  
 Company Secretary

Table I - Summary Statement holding of specified securities

Category (I)	Category of shareholder (II)	Nos. of shareholders (III)	No. of fully paid up equity shares held (IV)	No. of Partly paid-up equity shares held (V)	No. of shares underlying Depository Receipts (VI)	Total nos. shares held (VII) = (IV)+(V)+(VI)	Shareholding as a % of total no. of shares (calculated as per SCRR, 1957) (VIII) as a % of (A+B+C2)	Number of Voting Rights held in each class of securities (IX)			No. of Shares Underlying Outstanding (X)	No. of Shares underlying outstanding warrants (XI)	No. of Shares Underlying Outstanding convertible securities and No. of Warrants (XI)(a)	Shareholding as a % assuming full conversion of convertible securities (as a percentage of diluted share capital) (XI) (VII)+(X) As a % of (A+B+C2)	Number of Locked in shares (XII)		Number of Shares pledged or otherwise encumbered (XIII)		Number of equity shares held in dematerialized form (XIV)	
								No. Of Voting Rights							Total as a % of (A+B+C)	No. (a)	As a % of total Shares held (b)	No. (a)		As a % of total Shares held (b)
								Class Equity	Class eg: Y	Total										
(A)	Promoter & Promoter Group	19	14873780	0	0	14873780	100.00	14873780	0	14873780	0	100.00	0	0	0	0	0			
(B)	Public	0	0	0	0	0	0.00	0	0	0	0	0.00	0	0	0	0	0			
(C)	Non Promoter Non Public	0	0	0	0	0	0.00	0	0	0	0	0.00	0	0	0	0	0			
(C1)	Shares underlying DRs	0	0	0	0	0	NA	0	0	0	0	0.00	0	0	0	0	0			
(C2)	Shares held by Employee Trusts	0	0	0	0	0	0.00	0	0	0	0	0.00	0	0	0	0	0			
	Total	19	14873780	0	0	14873780	100	14873780		14873780	0	100	0	0	0	0	0			

For HAL OFFSHORE LIMITED

*Deepos*  
Company Secretary

Table II- Statement showing shareholding pattern of the Promoter and Promoter Group

Category & Name of the Shareholders (I)	Entity type i.e. promoter OR promoter group entity (except promoter) (III)	No. of shareholders (III)	No. of fully paid up equity shares held (IV)	No. of Partly paid-up equity shares held (V)	No. of shares underlying Depository Receipts (VI)	Total nos. shares held (VII) = IV+V+VI	Shareholding as a % (calculated as per SCRR, 1957) As a % of (A+B+C2) (VIII)	Number of Voting Rights held in each class of securities (IX)			No. of Shares Underlying Outstanding convertible securities (X)	No. of Shares Underlying Outstanding Warrants (XI)	No. of Shares Underlying Outstanding convertible securities and No. of Warrants (XI(a))	Shareholding as a % assuming full conversion of convertible securities (as a percentage of diluted share capital) (XI) = (VII)+(X) As a % of (A+B+C2)	Number of Locked in shares (XII)		Number of Shares pledged or otherwise encumbered (XIII)		Number of equity shares held in dematerialized form (XIV)	
								No. of Voting Rights							Total as a % of Total Voting rights	No. (a)	As a % of total Shares held (b)	No. (a)		As a % of total Shares held (b)
								Class	Equity	Total										
(1) Indian																				
(a) Individuals/Hindu undivided Family		4	6042240	0	0	6042240	40.62	6042240	0	0	40.62	0	0	0	0	0	0	0	0	
Mr. Sanjeev Agrawal	Promoter		2430840	0	0	2430840	16.34	2430840	0	2430840	16.34	0	0	0	0	0	0	0	0	
Mr. Anant Agrawal	Promoter		798000	0	0	798000	5.17	798000	0	798000	5.17	0	0	0	0	0	0	0	0	
Mrs. Deepki Agrawal	Promoter		396000	0	0	396000	2.66	396000	0	396000	2.66	0	0	0	0	0	0	0	0	
Sanjeev Agrawal HUF	Promoter		2417400	0	0	2417400	16.25	2417400	0	2417400	16.25	0	0	0	0	0	0	0	0	
(b) Central Government/ State Government(s)		0	0	0	0	0	NA	0	0	0	0	0	0	0	0	0	0	0	0	
(c) Financial Institutions/ Banks		0	0	0	0	0	0	0	0	0	0	0	0	0	0	0	0	0	0	
(d) Any Other - BODY CORPORATE		15	8,831,540	0	0	8,831,540	59.38	8,831,540	0	8,831,540	59.38	0	0	0	0	0	0	0	0	
Fortune Industries Resources Limited	Promoter Group entity		226,000	0	0	226,000	1.52	226,000	0	226,000	1.52	0	0	0	0	0	0	0	0	
Suptkshi Finance Private Limited	Promoter Group entity		707,874	0	0	707,874	4.76	707,874	0	707,874	4.76	0	0	0	0	0	0	0	0	
Ranshi Finance and Consultants Private Limited	Promoter Group entity		35,000	0	0	35,000	0.24	35,000	0	35,000	0.24	0	0	0	0	0	0	0	0	
SE Finvest Private Limited	Promoter Group entity		2,518,570	0	0	2,518,570	16.93	2,518,570	0	2,518,570	16.93	0	0	0	0	0	0	0	0	
RPM Capital Finance Limited	Promoter Group entity		15,000	0	0	15,000	0.10	15,000	0	15,000	0.10	0	0	0	0	0	0	0	0	
Melbrass Plassim India Limited	Promoter Group entity		1,081,780	0	0	1,081,780	7.27	1,081,780	0	1,081,780	7.27	0	0	0	0	0	0	0	0	
Moon Beverages Limited	Promoter Group entity		1,659,242	0	0	1,659,242	11.16	1,659,242	0	1,659,242	11.16	0	0	0	0	0	0	0	0	
GCB Overseas Private Limited	Promoter Group entity		280,000	0	0	280,000	1.88	280,000	0	280,000	1.88	0	0	0	0	0	0	0	0	
Empire Fincap Private Limited	Promoter Group entity		921,120	0	0	921,120	6.19	921,120	0	921,120	6.19	0	0	0	0	0	0	0	0	
Horizon Infra Realtors Private Limited	Promoter Group entity		223,000	0	0	223,000	1.50	223,000	0	223,000	1.50	0	0	0	0	0	0	0	0	
Jasgold (M)Share Services Private Limited	Promoter Group entity		45,000	0	0	45,000	0.30	45,000	0	45,000	0.30	0	0	0	0	0	0	0	0	
Hindustan Aqua Private Limited	Promoter Group entity		708,138	0	0	708,138	4.76	708,138	0	708,138	4.76	0	0	0	0	0	0	0	0	
K1A Investment Limited	Promoter Group entity		71,870	0	0	71,870	0.48	71,870	0	71,870	0.48	0	0	0	0	0	0	0	0	
Cusile Rocks Advisors Private Limited	Promoter Group entity		157,060	0	0	157,060	1.06	157,060	0	157,060	1.06	0	0	0	0	0	0	0	0	
K2 Infosolutions Private Limited	Promoter Group entity		181,886	0	0	181,886	1.22	181,886	0	181,886	1.22	0	0	0	0	0	0	0	0	
Sub-Total (A)(1)		19	14,873,780	0	0	14,873,780	100.00	14,873,780	0	14,873,780	100.00	0	0	0	0	0	0	0	0	
(2) Foreign																				
(a) Individuals (Non-Resident Individuals/ Foreign Individuals)		0	0	0	0	0	0	0	0	0	0	0	0	0	0	0	0	0	0	
(b) Government		0	0	0	0	0	0	0	0	0	0	0	0	0	0	0	0	0	0	
(c) Institutions		0	0	0	0	0	0	0	0	0	0	0	0	0	0	0	0	0	0	
(d) Foreign Portfolio Investor		0	0	0	0	0	0	0	0	0	0	0	0	0	0	0	0	0	0	
(f) Any Other (specify)		0	0	0	0	0	0	0	0	0	0	0	0	0	0	0	0	0	0	
Sub-Total (A)(2)		0	0	0	0	0	0	0	0	0	0	0	0	0	0	0	0	0	0	
Total Shareholding of Promoter and Promoter Group (A) = (A)(1) + (A)(2)		19	14,873,780	0	0	14,873,780	100.00	14,873,780	0	14,873,780	100.00	0	0	0	0	0	0	0	0	

For HAL OFFSHORE LIMITED

Deepa  
Company Secretary

Details of Shares which remain unclaimed may be given hear along with details such as number of shareholders, outstanding shares held in demat/unclaimed suspense account, voting rights which are frozen etc.

Note:

(1) PAN would not be displayed on website of Stock Exchanges.

(2) The term "Encumbrance" has the same meaning as assigned under regulation 28(3) of SEBI (Substantial Acquisition of Shares and Takeovers) Regulations, 2011





Table IV -Statement Showing Shareholding Pattern of the Non Promoters -Non Public Shareholder

Category & Name of the Shareholders (I)	PAN (II)	No. of shareholders (III)	No. of fully paid up equity shares held (IV)	No. of Partly paid-up equity shares held (V)	No. of shares underlying Depository Receipts (VI)	Total nos. shares held (VII = IV+V+VI)	Shareholding calculated as per SCRR, 1957 As a % of (A+B+C2) (VIII)	Number of Voting Rights held in each class of securities (IX)			No. of Shares Underlying Outstanding convertible (X)	No. of Shares Underlying Outstanding Warrants (Xi)	No. of Shares Underlying convertible securities and Warrants (Xi) (a)	Shareholding, as a % assuming full conversion of convertible securities ( as a percentage of diluted share capital) (XI)	Number of Locked in shares (XII)		Number of Shares pledged or otherwise encumbered (XIII)		Number of equity shares held in dematerialized form (XIV)	
								No. of Voting Rights							Total as a % of Total Voting rights	No. (a)	As a % of total Shares held	No. (Not applicable)		As a % of total shares held (Not applicable)
								Class X	Class Y	Total										
(1) Custodian DR Holder	N/A	0	0	0	0	0	0	0	0	0	0	0	0	0	0	0	0	0		
(a) Name of DR Holder (if available)	N/A	0	0	0	0	0	0	0	0	0	0	0	0	0	0	0	0	0		
(2) Employee Benefit Trust (under SIBI (Share based Employee Benefit) Regulations, 2014)	N/A	0	0	0	0	0	0	0	0	0	0	0	0	0	0	0	0	0		
(a) Name (abc)																				
Total Non-Promoter- Non Public Shareholding (C) <sup>(1)</sup> (C1)-(C4)	N/A	0	0	0	0	0	0	0	0	0	0	0	0	0	0	0	0	0		

Note

- (1) PAN would not be displayed on website of Stock Exchanges;  
 (2) The above format needs to disclose name of all holders holding more than 1% of total number of shares.  
 (3) W.r.t. the information pertaining to Depository Receipts, the same may be disclosed in the respective columns to the extent information available.

For HAL OFFSHORE LIMITED

  
 Company Secretary

Table V-Statement Showing Details of Significant Beneficial owners

Sr. No.	Details of Significant Beneficial Owners (I)			Details of Registered Owners (II)			Particulars of Shares in which significant beneficial interest is held by the beneficial owner (III)	Date of creation/ acquisition of significant
	Name	PAN	Nationality	Name	PAN	Nationality		

For HAL OFFSHORE LIMITED

  
Company Secretary